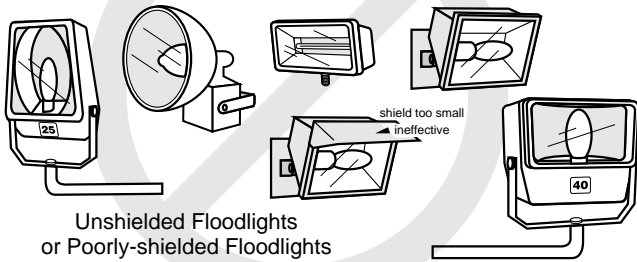


BETTER LIGHTS FOR BETTER NIGHTS

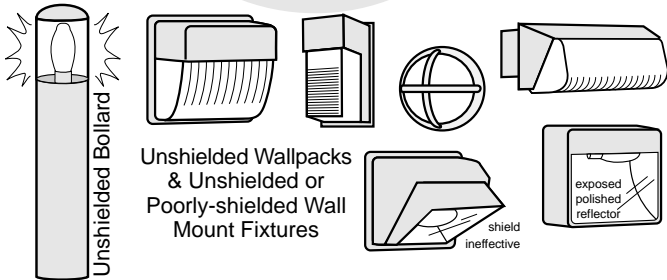
Help eliminate light pollution. Select the best fixture for your application using this guide. Use the lowest wattage bulb appropriate for the task and turn off the light when it's not being used.

Unacceptable / Discouraged

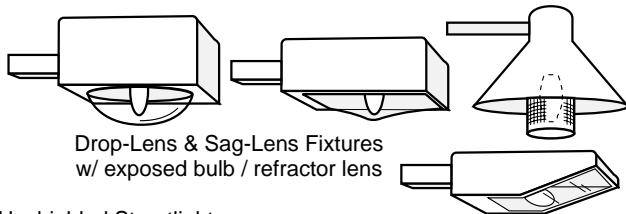
Fixtures that produce glare and light trespass



Unshielded Floodlights or Poorly-shielded Floodlights

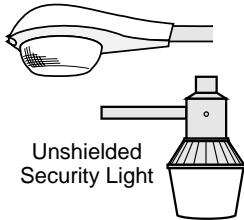


Unshielded Wallpacks & Unshielded or Poorly-shielded Wall Mount Fixtures



Drop-Lens & Sag-Lens Fixtures w/ exposed bulb / refractor lens

Unshielded Streetlight

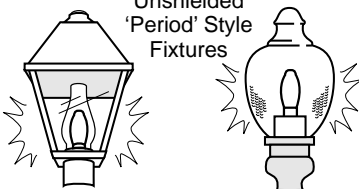


Unshielded Security Light

Unshielded 'Period' Style Fixtures



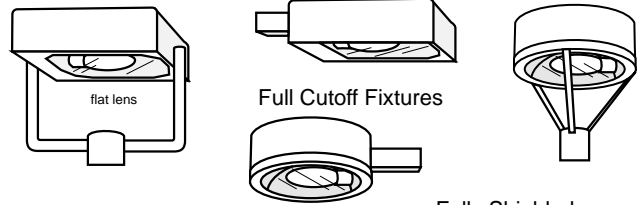
Unshielded PAR Floodlights



Drop-Lens Canopy Fixtures

Acceptable

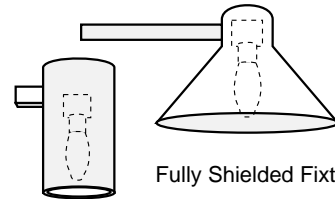
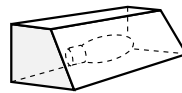
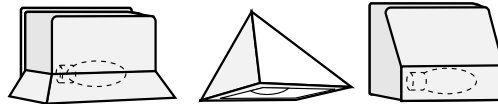
Fixtures that shield the light source to minimize glare and light trespass and to facilitate better vision at night



Full Cutoff Fixtures

Fully Shielded Walkway Bollards

Fully Shielded Wallpack & Wall Mount Fixtures

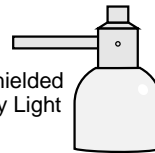


Fully Shielded Fixtures

Full Cutoff Streetlight

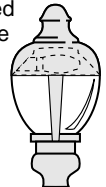


Fully Shielded Security Light

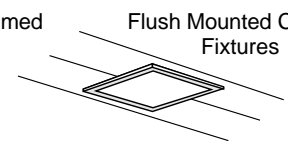


Fully Shielded 'Period' Style Fixtures

bulb shielded in opaque top



Shielded / Properly-aimed PAR Floodlights



Flush Mounted Canopy Fixtures

BC 9/03

presented by the

DARK SKY SOCIETY

www.darksksociety.org

Illustrations by Bob Crelin, used with permission. You may freely copy and distribute this document.